

Partnerships for Social and Emotional Learning Initiative  
Palm Beach County

**THE SCHOOL DISTRICT OF  
PALM BEACH COUNTY  
AND  
PRIME TIME PALM BEACH COUNTY**



# AGENDA

Welcoming Ritual

High-Level Project Overview

Major Lessons Learned

Engaging Practice: SEL Walk Through

Q & A/Discussion

Optimistic Closure



**SOCIAL & EMOTIONAL LEARNING**  
PALM BEACH COUNTY



# WELCOMING RITUAL: Back to Back

## 1. Define SEL in IST 2. Define SEL in OST



**SOCIAL & EMOTIONAL LEARNING**  
PALM BEACH COUNTY

# Signature Practices – *Why?*



**Welcoming Ritual (2-10 minutes)**- Activities for inclusion, establish safety and predictability, allow students to connect with one another and create a sense of belonging. Activities are connected to the learning of the day.



**Engaging Practices**- Academic integration, sense-making, transitions and “brain breaks” foster relationships, cultural humility, empowerment, and collaboration.



**Optimistic Closure (3-5 minutes)**- Reflections and looking forward provides intentional closure by asking students to name something that helps them transition on a positive note.



**SOCIAL & EMOTIONAL LEARNING**  
PALM BEACH COUNTY

# PSELI Palm Beach



**SOCIAL & EMOTIONAL LEARNING**  
PALM BEACH COUNTY

## PSELI Treatment:


**Professional  
Development  
Specific to  
OST Staff**

- Foundational adult SEL practice and self-inquiry
- Mindfulness, Self-Compassion and Empathy for adults and youth
- SEL practices for Equity and Inclusion
- Resilience / Trauma-informed practices
- Responsive Classroom - Four Key Practices
- Afternoon Meeting structure and key components



**SOCIAL & EMOTIONAL LEARNING**  
PALM BEACH COUNTY

# Major Lessons Learned



1. Existing Frameworks
  - MTSS
  - PBS
  - AVID, others
2. Common Language – Translate
3. Communications
4. Clarity in Service



**SOCIAL & EMOTIONAL LEARNING**  
PALM BEACH COUNTY

# Partnerships for Social and Emotional Learning Initiative

## Palm Beach County



Advancement via Individual Determination

### THE GOOD PUPPY SYSTEM LEVELS



SUPER PUPPY is awarded for excellent behavior and it is attached to the highest preset rewards.



Start every day from the green GOOD PUPPY position. It is up to the child to learn to curb his or her behavior to maintain this position, with all its privileges.



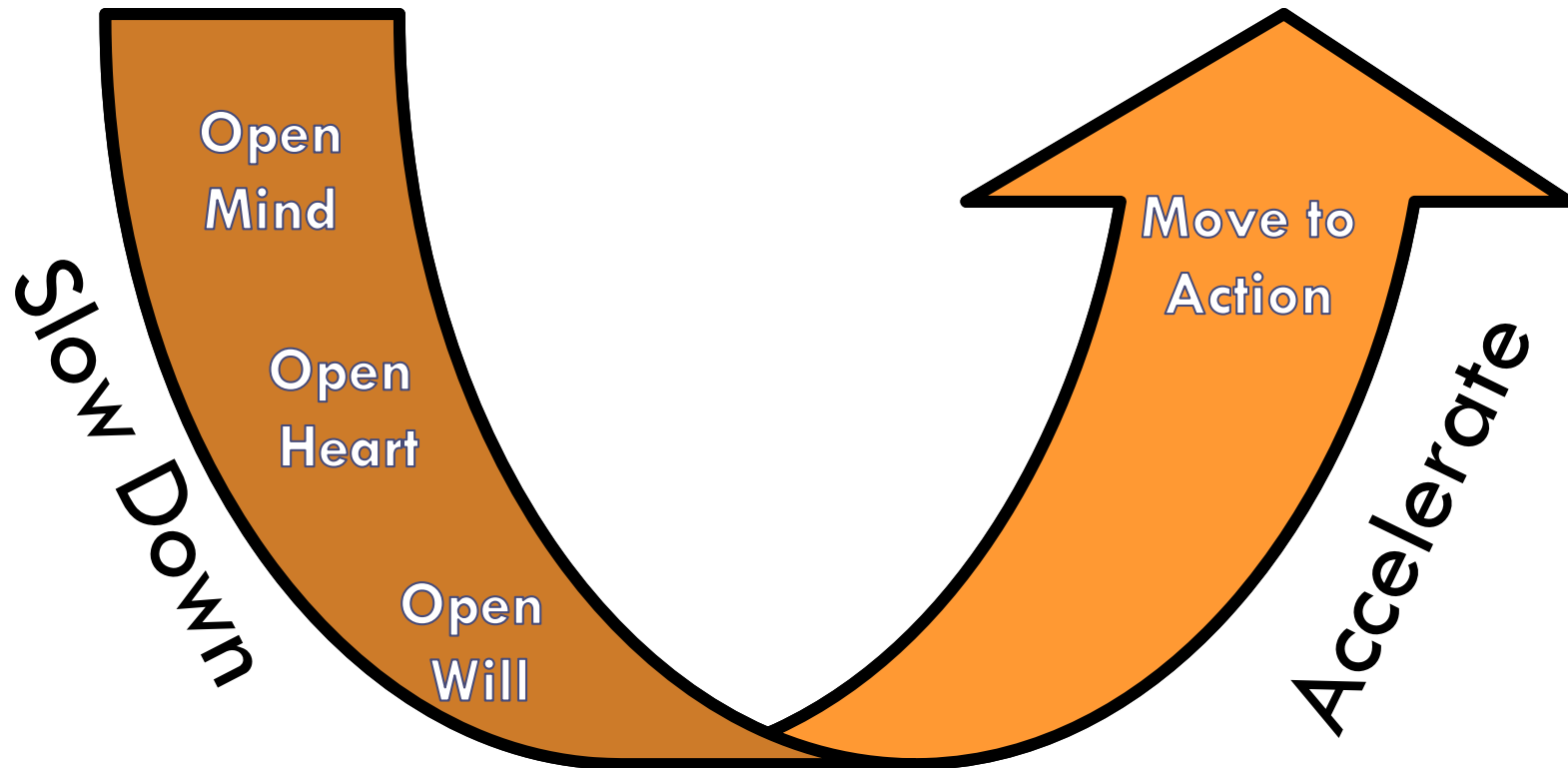
When the child misbehaves, his or her status has to be switched from the green GOOD PUPPY position to the yellow SILLY PUPPY position. This status change means a pre-established loss of privileges. It is up to the child to learn to curb his or her behavior in order to return to the green GOOD PUPPY position and win back all privileges. Give the child an opportunity to correct his or her choices or make-up for them with an equal but opposite action.



If the child continues to rebel, his or her status has to be switched from the yellow SILLY PUPPY position to the red NAUGHTY PUPPY position. This status change means a greater pre-established loss of privileges. It is up to the child to learn to curb his or her behavior to return to the green GOOD PUPPY position with all its privileges. Give the child an opportunity to correct his or her choices or make-up for them with an equal but opposite action.



# 1. Existing Frameworks

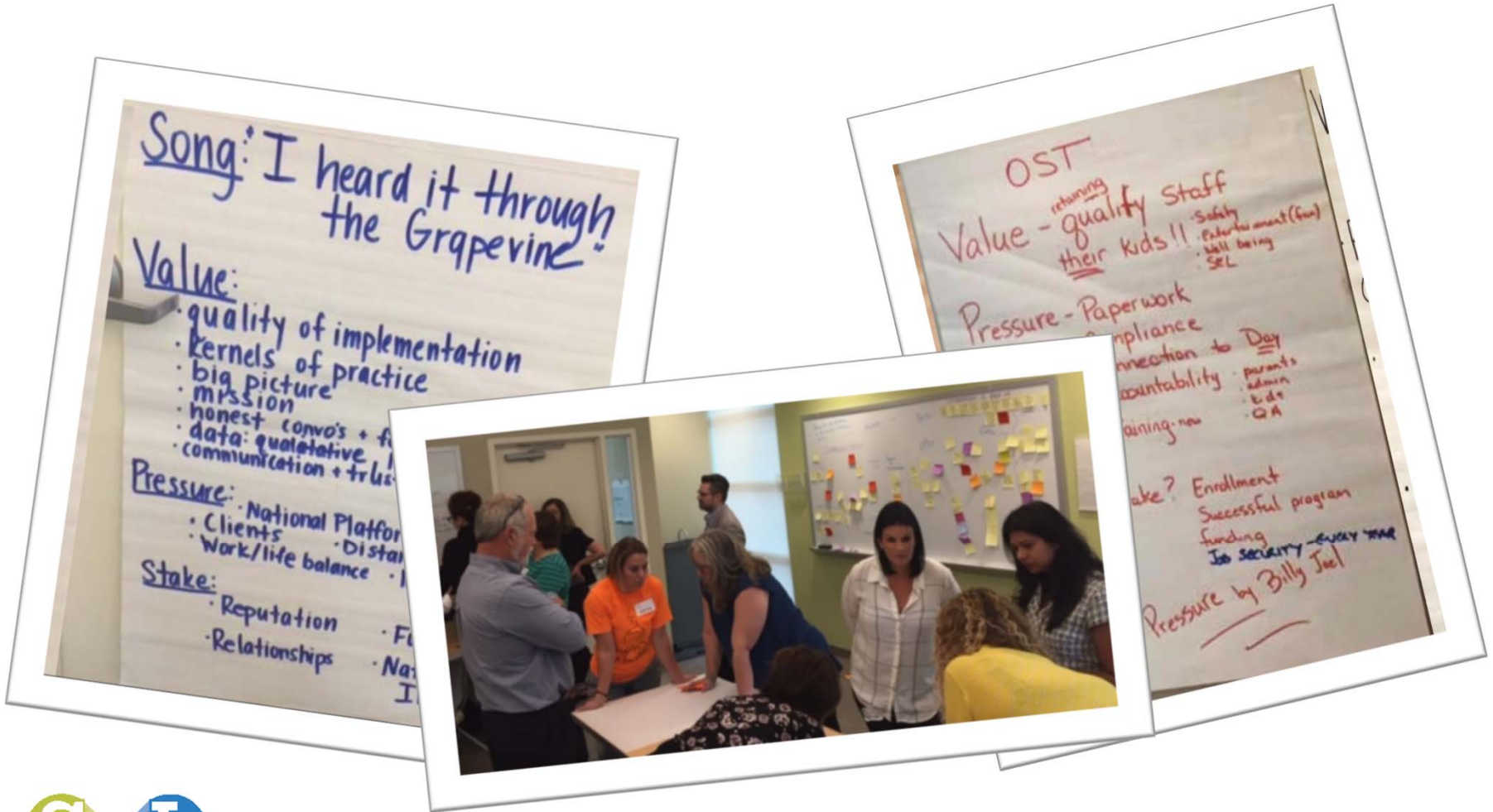


Purpose



**SOCIAL & EMOTIONAL LEARNING**  
PALM BEACH COUNTY

## 2. Stakeholder common language across sites



**SOCIAL & EMOTIONAL LEARNING**  
PALM BEACH COUNTY

# 3. Communications

Tested SEL messages with two focus groups

- ▣ Students (High School)
- ▣ Parents/Adults

## Recommendations

- Messages should be benefit-oriented – clearly articulating the relevance of the initiative to the lives of the target audiences.
- Messages should make a clear link as to why it is important for the audiences to know about the initiative.
- Messages should be in “plain language” and free of education jargon.
- Messages targeting parents should provide some concrete explanations of program implementation and what it means for their children.



**SOCIAL & EMOTIONAL LEARNING**  
PALM BEACH COUNTY

# Communication Tactics

PSEL Intranet launched: <https://pselipbc.org/>

Partnerships for Social and Emotional Learning Initiative

Palm Beach County



Home ▾ Trainings & Events PSEL Highlights Resources ▾ Questions? Contact

## Welcome to the Home of PSEL

We envision Palm Beach County as a model community for social, emotional and academic learning where, through collaboration, equity and inclusivity, all children, youth and adults have the opportunity to reach their fullest potential to succeed in school, work and life.

This website is used for internal communications to help inform all PSEL partners of updates, events, trainings, resources and more. If you would like to subscribe to the PSEL Points, a bi-weekly PSEL e-newsletter, please email Katie Olavarria, Communications Manager at [kolavarria@primetimepbc.org](mailto:kolavarria@primetimepbc.org).

Partnerships for Social Emotional Learning Initiative (PSEL) is a Wallace Foundation collaborative uniting the school day and out-of-school time for improved social and emotional learning.



**SOCIAL & EMOTIONAL LEARNING**  
PALM BEACH COUNTY

# Communication Tactics

## Newsletters for internal communications

- ❑ PSELI Points – Initiative-wide updates
- ❑ SEL in Action – OST Pilot Sites
- ❑ SEL in Action – School Day Pilot Sites

### PSELI Points

a newsletter to inform you of updates regarding PSELI

Partnerships for Social and Emotional Learning Initiative  
Palm Beach County

#### In This Issue

- Do you have questions?
- PSEL/PEL/SEL
- School-Day Lesson Plans
- Mark Your Calendar
- Data is Coming Your Way
- Events and Trainings
- SEL Resources

October 12, 2018



**Kaelie Biram**  
SEL Specialist, From Time  
Palm Beach County  
[Kaelie.Biram@pbc.edu](mailto:Kaelie.Biram@pbc.edu)  
561-244-8119



**Lauren Peragine**  
SEL Specialist, School District  
of Palm Beach County  
[Lauren.Peragine@pbc.edu](mailto:Lauren.Peragine@pbc.edu)  
561-244-8119

[PSELIPBC.ORG](http://PSELIPBC.ORG)

PSELI now has an intranet that will house all PSEL-related news including trainings and events, highlights, resources and more. Feel free to leave comments on posts and leave questions when you need answers. [Click here](#) to view.



### SEL IN ACTION

A NEWSLETTER PROVIDED TO OUT-OF-SCHOOL TIME PSELI PARTNERS

Partnerships for Social and Emotional Learning Initiative  
Palm Beach County

#### IN THIS ISSUE

- Events
- Special Announcements
- SEL Resources
- Connection

#### EVENTS

##### PSELI Breakfast and Learn

PSELI out-of-school time pilot sites are invited to network, connect and share. Come ready to discuss questions, challenges and solutions with regard to working in Palm Beach County Quality Improvement System and out-of-school time field.

**Date & Time**  
November 1, 2018  
9:00 a.m. – 12:00 p.m.

**Location**  
Lanery Coalition of Palm Beach County  
3851 Quantum Blvd.  
Burrton Beach, FL 33426

[Click here](#) to register

**SPECIAL ANNOUNCEMENTS**



**SOCIAL & EMOTIONAL LEARNING**  
PALM BEACH COUNTY

# Engaging Practice

## Elbow Partner: Walk Through Tool

- ▣ What do you agree with from the tool?
- ▣ What do you want to argue about from the tool?
- ▣ Prioritize your top three areas.



**SOCIAL & EMOTIONAL LEARNING**  
PALM BEACH COUNTY

# Coaching & Implementation Support for School Day and OST

## 4. Clarity of Service

- ❑ **Site Observation** (school day and OST SEL Specialists, SSCCs/SEL Leads, and Quality Advisors)
- ❑ **Modeling Explicit Curriculum** (school day and OST SEL Specialists)
- ❑ **Positive feedback practices** (post observation notes, action steps, site spotlight in newsletter)



**SOCIAL & EMOTIONAL LEARNING**  
PALM BEACH COUNTY



# Questions & Discussion



**SOCIAL & EMOTIONAL LEARNING**  
PALM BEACH COUNTY





# Final Remarks & Optimistic Closure

